

# uFace302

## Multi-Biometric T&A and Access Control Terminal



The uFace302 Multi-Biometric T&A and Access Control Terminal which supports 3'000 face templates, 2,000 fingerprint templates and 10,000 cards (optional). It is equipped with latest hardware platform and algorithm, which provide clients with a brand new UI and user-friendly operating interface, bringing them a smooth using experience. With the advanced face algorithm and multi-biometric Verification technology, the terminal's security level of verification is greatly enhanced.

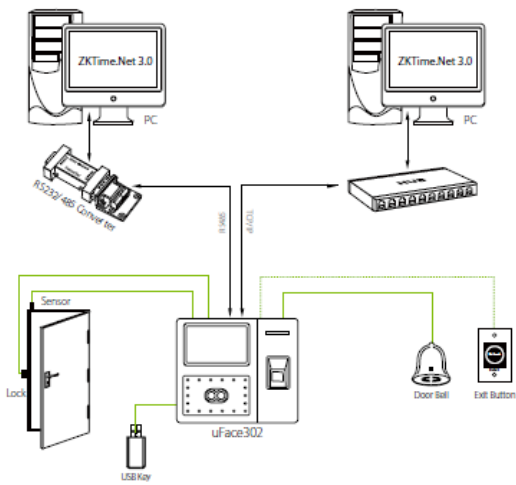
### Features

- 3000 face and 2,000 fingerprint templates
- Multi-languages
- High verification speed
- Advanced and user-friendly UI
- Chip encryption for firmware protection
- Optional built-in battery backup providing approximately 4 hours of continuous operation
- Easy to extend functions and customize client's requirements
- One face template is registered for one user only
- Able to detect whether the face is an actual face or a photo, enhancing the security level of verification

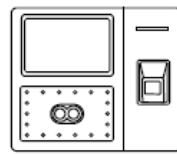
# Specifications

|                       |   |
|-----------------------|---|
| Display               | 4.3-Inch Touch Screen   |
| Face capacity         | 1,200 (1:1)   |
| Fingerprint capacity  | 2000  |
| ID Card capacity      | 10,000 (optional)   |
| Logs capacity         | 100,000   |
| Communication         | TCP/IP, RS232/485, USB Host   |
| Standard Functions    | Automatic Status Switch, Self-Service Query, Work Code, SMS, DST, T9 Input, 9 Digit User ID, Scheduled Bell, Photo ID |
| Interfaces for        | 3rd Party Electric Lock, Door Sensor, Exit Button, Alarm  |
| Wiegand Signal        | Output  |
| Optional Functions    | MiFare Card, ADMS, 2000 mAh Backup Battery  |
| Power Supply          | 12V 3A  |
| Operating Temperature | 0 °C- 45 °C   |
| Operating Humidity    | 20%-80%   |
| Dimensions            | 193.6*165.2*86mm (Length*Width*Thickness)   |
| Package Weight        | 1.6 kg  |

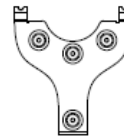
## Configuration



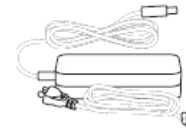
## What's in the Box



uFace302



Back Plate



Power Adapter



Lines for Access Control Interface




Mounting Paper



Screws and Holders



Screw Driver



Paper ruler